

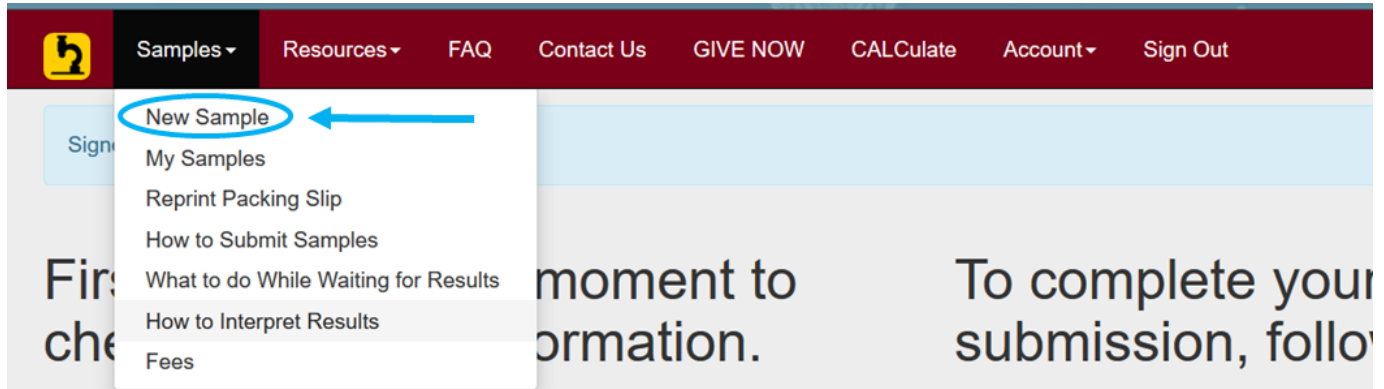
Minnesota Urolith Center – Online Sample Information Submission

How to submit sample information online:

Log in at our website urolithcenter.org with your user name and password.

See "creating an online account" if you do not know your user name and password.

To enter submission information for a sample – Select → **Samples** then **New Sample** from the main menu.



The submission information page will open. Enter the patient information by completing all the fields.

New Sample

Made possible in part by a generous educational gift by Hill's Pet Nutrition, Inc.

Clinic

Doctor Name
100XX
Happy Pet Animal Hospital
234 Paw Print Road
Puppyville, MN 551XX United States

Patient

Patient Last Name / ID
In the European Union, enter medical record number only

Patient Name

Species
Select

Breed
Select Mixed Breed?
If the animal is not purebred, check Mixed Breed and choose predominant breed in the list.

Gender
Select
If animal was neutered at time of cystostomy enter gender as intact.

Age
Select

Sample Source(s)

Check all that apply

Kidney
 Ureter
 Bladder
 Urethra
 Voided

Radiographs

Radiographs will help us develop recognition software to help veterinarians. Survey lateral radiograph preferred.

Radiograph
Browse... No file selected.

agree to allow a third party processor to access this radiograph for the purpose of analyzing it for uroliths.

Sample History

Retrieval Method
Select

Date Retrieved
2020 April 21
 Date Retrieved Unknown

Date Clinical Signs Noted
2020 April 21
 Date Clinical Signs Noted Unknown

Dietary History

Diet Primary Type
List diet fed prior to urolith detection
Select
If primary diet fed is not listed, please enter diet as unknown and type primary diet name in comments.

Medical History

Previous Urolith
Select

Urine Culture
(If performed within 1 month of urolith detection)
Select

Antibiotics History
(If given within 1 month of urolith detection)
Select [More Info](#)

Was allopurinol given at any time?
Select

Previous Illness or Injury
Select

Comments

Additional Pertinent Information (max 255 characters)

Submit

Radiographs

How many radiographs can be uploaded?


One Lateral

What file format can be uploaded? png or jpeg

When you have completed entering all the fields –

Select **SUBMIT**.

Confirmation of Sample Submission. This screen lists the sample number, your clinic id, doctor, owner and patient names. You may want to record the sample number for your records incase you have problems printing. **Select → Print Address Label and Packing Slip**



[Samples](#) ▾ [Resources](#) ▾ [FAQ](#) [Contact Us](#) [GIVE NOW](#) [CALCulate](#) [Account](#) ▾ [Sign Out](#)

Urolith record was successfully created

Confirmation of Sample Submission

Information regarding your sample has been recorded. You will receive a confirmation email shortly.

Sample ID
861277

Clinic
53543


Doctor Name

Patient Last Name / ID
Anderson

Patient Name
Adam

Print Address Label and Packing Slip
Back

A 2 page Address Label and Packing Slip will be generated on the next screen. The first page should be included in the package with the sample. .



656595-S
 Minnesota Urolith Center
 Veterinary Clinical Sciences Dept
 University of MN-CVM
 1352 Boyd Avenue
 St Paul, MN 55108
 USA

Owner: Jones
 Patient: Tigger

Submit stones dry, in unbreakable container. Label the vial with the owner and patient name, place in a plastic bag, and securely attach the bag to this packing slip.

If you are shipping multiple samples, to ensure efficient processing, please attach each sample's packing slip to its corresponding vial.

Visit our website under 'How to Submit Samples' for packaging instructions to comply with shipping regulations.

www.urolithcenter.org

Sample ID: 656595

Clinic ID: 101

Created at: 2018-Mar-12

Doctor: 100XX

Clinic: Happy Pet Animal Hospital

Address: 234 Paw Print Road
Puppyville, MN 551XX United States

Email:

Phone:

Fax:

Owner: Jones

Patient: Tigger

Species: Cat

Breed: Unknown

Gender: Male

Age: 4 Years, 5 Months

Sources: Bladder

Retrieval Method: Unknown

Retrieved: 2018-Mar-12

Signs Noted: 2018-Mar-12

Primary Diet: Unknown

Diet Name:

Diet Moisture:

Previous Urolith:

-Composition:

Previous Urolith 2:

-Composition:

Urine Culture: Unknown

Antibiotics Hx: Unknown

Allopurinol Hx: Unknown

-Dosage

-Duration

Previous Injuries: None significant

Comments:

- Lab Use Only -

#	ULV	CMPD	EXO	
	N	ST	SH	SC
MAP				
A GP C				
COM				
COD				
AAU				
CYST				
SILICA				
HCCA		FB		
BAND				
FOCAL				
SM				
OTHER				
Log Loc.		PHO		SAVED
OC	IR-DRIFT	IR-ATR	Other	
CO3	+	-		
NH4	+	-		
LIQUID		OTHER		INTERP

The Second page will include:

Our laboratory address- This can be cut off and used as an address label on the package.

The Minnesota Urolith Center does not provide containers or prepaid mailers. Any shipping, duties, or customs inspection charges are the responsibility of the shipper. Domestic samples can be shipped via US Mail or through your preferred shipper. Sending specimens by a carrier that provides tracking will minimize transit delays. If shipping through the US Postal Service make sure sufficient postage is affixed.

A barcode/sample label – This can be attached to the specimen vial/bag.

An exempt animal specimen label – Place this on the outside of your package

100XX
Happy Pet Animal Hospital
234 Paw Print Road
Puppyville, MN 551XX United States

Minnesota Urolith Center
Veterinary Clinical Sciences Dept
University of MN-CVM
1352 Boyd Avenue
St Paul, MN 55108
USA

Cut the label above out and use as the mailing address label on the outside of your package.

*** Domestic samples can be shipped via US Mail or through your preferred shipper.
*** Sending specimens by a carrier that provides tracking will minimize transit delays. If shipping through the US Postal Service make sure sufficient postage is affixed.
Postage is calculated by weight and parcel size.



656595-S
Minnesota Urolith Center
Veterinary Clinical Sciences Dept
University of MN-CVM
1352 Boyd Avenue
St Paul, MN 55108
USA

Owner: Jones
Patient: Tigger

Cut out the above barcode label and attach to the specimen vial/bag.

Follow packaging instructions at: urolithcenter.org. Place the "Exempt Specimen" label below on the outside of your package.

**EXEMPT
ANIMAL
SPECIMEN**

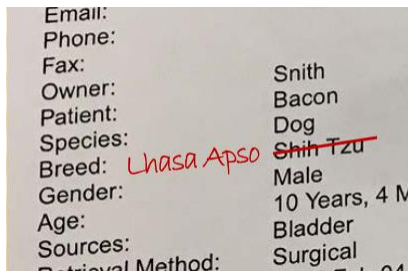
If you are unable to print the packing slip, or the slip does not print correctly, **DO NOT reenter the sample** - this will create two records for the same patient sample.

To reprint your packing slip, follow these steps:

- Go to **Samples --> My Samples** in the top navigation.
- You will see a list of samples recently submitted from your clinic.
- Select "**Reprint Packing Slip**" for the sample you need.

If you are unable to reprint the packing slip you can send us a copy of your confirmation email, or include a note listing your clinic name, patient and owner name, and sample number. Be sure to include the information "**SAMPLE SUBMITTED ONLINE**". We will be able to match the sample and online information when it is received in the laboratory.

If you notice an error on the packing slip – Write the corrected information on the submission form and we will correct the data when we receive the sample.



Email:
Phone:
Fax:
Owner: Snith
Patient: Bacon
Species: Dog
Breed: Lhasa Apso ~~Shih Tzu~~
Gender: Male
Age: 10 Years, 4 M
Sources: Bladder
Retrieval Method: Surgical

Package sample according to instructions at:

<https://www.vetmed.umn.edu/centers-programs/minnesota-urolith-center/how-ship-samples>

An email confirming receipt of patient information will be sent shortly after you submit the sample information.

For additional information : [How to submit urolith samples.](#)